




*JUDGING PACE TEST -
FUN AND CHALLENGE*




www.feif.org




Differences between pace test and other tests:

- Alone in position*
- No possibility to compare*
- Fast decision*
- No second view*
- Hard to train*




The aim for today:

- Training to judge pacetest, counting in the real competition-situation.
- Finding out what decides the mark in competition from the one we find after discussion and why.
- Share tricks that help us dealing with that special situation.



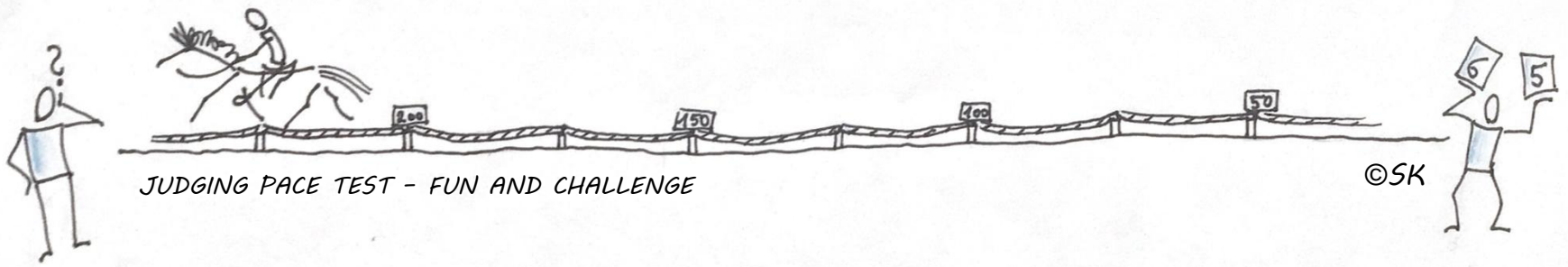
Procedure:

1. Judging 6 horses in laying and 7 horses in pace quality one by one, marks via mentimeter (please remember to write down your marks, you will need them in the group discussion)
2. Divide in 13 groups, each group analyses one of the performances
3. In groups: judge the horse again and answer the key questions
4. Back in plenum: watch the bar charts of our judgment from 1
5. Discuss some of the horses
6. Collect results (answers to the questions and tricks for better judgement)

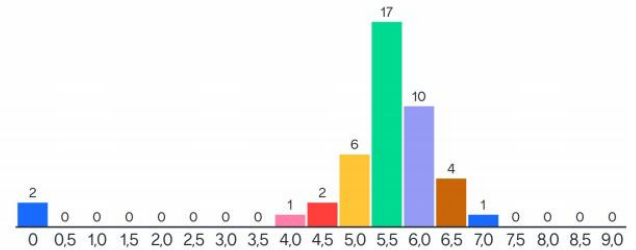


Questions for the discussion:

- How was your mark changing after watching the performance more often?
- What items of the performance get more focused on after watching it more often and what items get in the background?
- How can you be fast and still accurate when judging pace test? Compare your tricks in your group and share it with us afterwards.



Multiple Choice

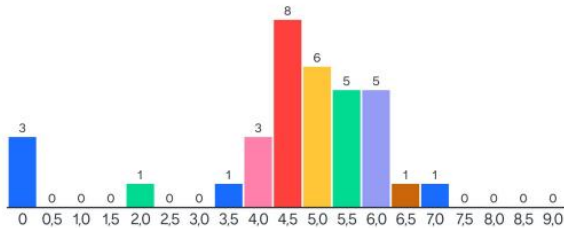


Horse 1

Marks agreed in group or by SJC

<https://www.youtube.com/watch?v=uHuro6k4xxc&list=P LXdjCXe0vWfUOEcfzvZIE4aFspbv8I1YQ&index=1>

Multiple Choice

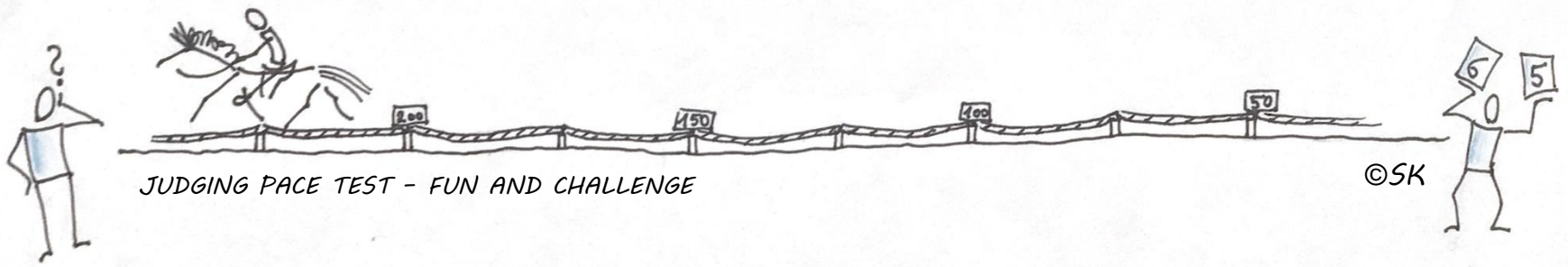


Horse 2

Marks agreed in group or by SJC



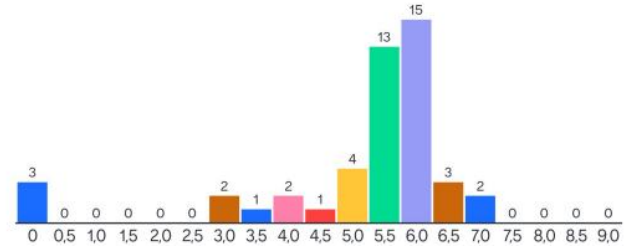
<https://www.youtube.com/watch?v=TPRJDXCh0vk&list=PLXdjCXe0vWfUOEcfzvZIE4aFspbv8I1YQ&index=2>



<https://www.youtube.com/watch?v=54bey3ycHHM&list=PLXdjCXe0vWfU0EcFzvZIE4aFspbv8I1YQ&index=3>

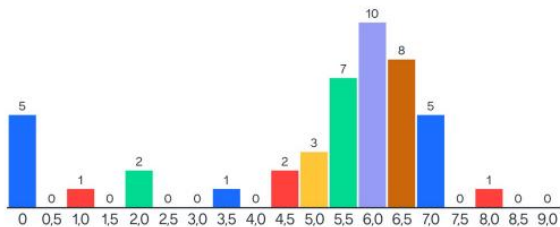
Horse 3

Multiple Choice



Marks agreed in group or by SJC

Multiple Choice

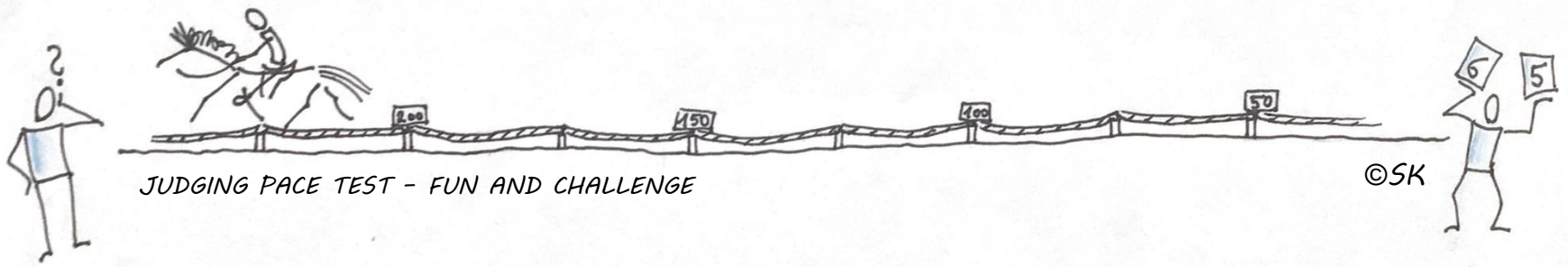


Not enough analysis and discussion until now

Horse 4



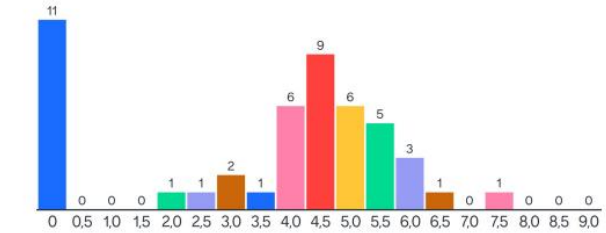
<https://www.youtube.com/watch?v=ViEpF6tGQF0&list=PLXdjCXe0vWfU0EcFzvZIE4aFspbv8I1YQ&index=4>



<https://www.youtube.com/watch?v=fzRI5NF0c7U&list=PLXdjCXeOvWfU0EcFzvZIE4aFspbv8I1YQ&index=13>

Horse 5

Multiple Choice




Marks agreed in group or by SJ



Horse 6

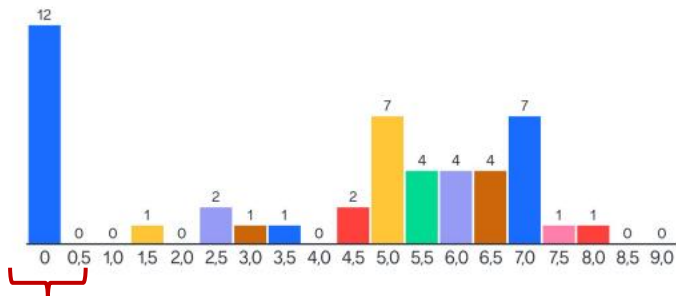
<https://www.youtube.com/watch?v=nIF7XZDhrJE&list=PLXdjCXeOvWfU0EcFzvZIE4aFspbv8I1YQ&index=5>



<https://www.youtube.com/watch?v=wJtzsmq1yf8&list=PLXdjCXe0vWfU0EcFzvZIE4aFspbv8I1YQ&index=6>

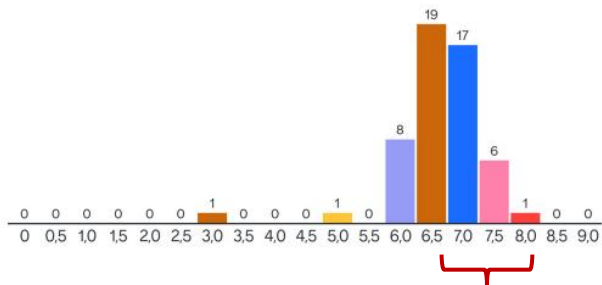
Multiple Choice

Horse 1



Marks agreed in group or by SJC

Multiple Choice

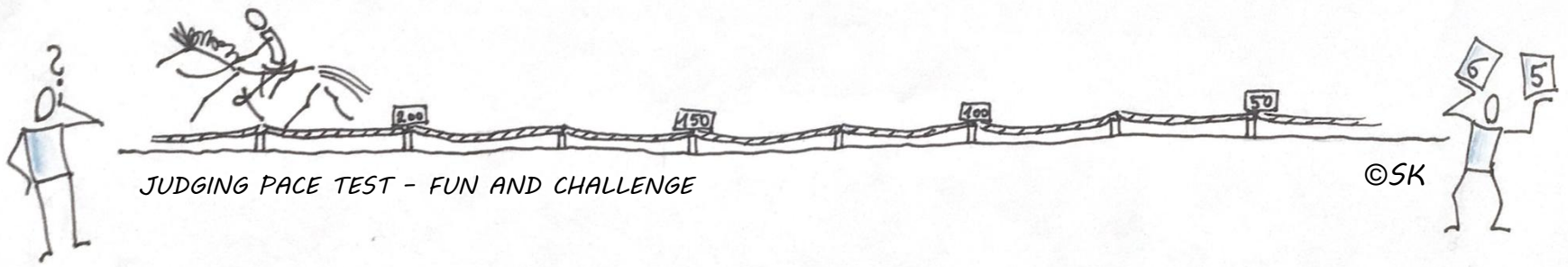


Marks agreed in group or by SJC

Horse 2



<https://www.youtube.com/watch?v=cU6zl11gfZk&list=PLXdjCXe0vWfU0EcFzvZIE4aFspbv8I1YQ&index=7>



JUDGING PACE TEST - FUN AND CHALLENGE

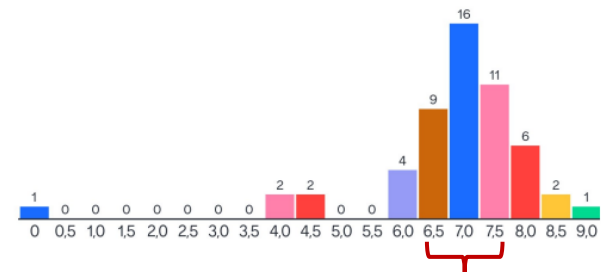
©SK



<https://www.youtube.com/watch?v=jA8KJ59lxGA&list=PLXdjCXe0vWfU0EcFzvZIE4aFspbv8I1YQ&index=8>

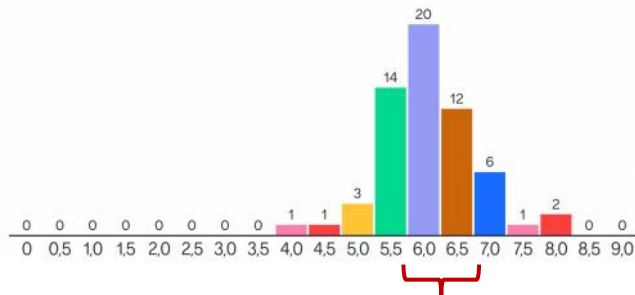
Horse 3

Multiple Choice



Marks agreed in group or by SJC

Multiple Choice




Marks agreed in group or by SJC

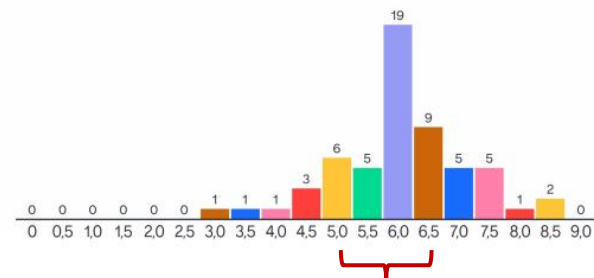


Horse 4

<https://www.youtube.com/watch?v=mMGUmNFqLW4&list=PLXdjCXe0vWfU0EcFzvZIE4aFspbv8I1YQ&index=9>



Multiple Choice



Horse 5


Marks agreed in group or by SJC

https://www.youtube.com/watch?v=uh1x_wPpiDA&list=PLXdjCXe0vWfU0EcFzvZIE4aFspbv8I1YQ&index=10

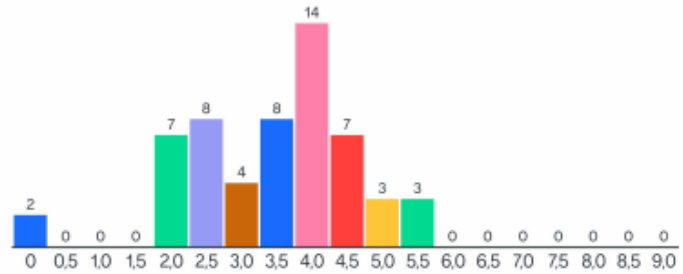


Horse 6

<https://www.youtube.com/watch?v=e6qU4rtqTNE&list=PLXdjCXe0vWfU0EcFzvZIE4aFspbv8I1YQ&index=11>




Multiple Choice



Horse 7

Marks agreed in group or by SJC

<https://www.youtube.com/watch?v=ze2VttP5THc&list=PLXdjCXe0vWfU0EcFzvZIE4aFspbv8I1YQ&index=1>
2



JUDGING PACE TEST - FUN AND CHALLENGE

©SK

- Details get focused more when watching a performance often

- What first strikes you is speed and length of strides


- The mark after analysing is not necessarily the better one.

- It can help to focus the hindlegs to identify faults in canter.

Results

- Difference between one step canter and short rolling is hard to see in real life speed.

- It can help to listen to the sound to identify fourbeat or canter.



*Thanks for
judging!*

