



WorldFengur Report 2018



Jón Baldur Lorange, Director
February 2019
lorange@worldfengur.com

I. WorldFengur at your Service

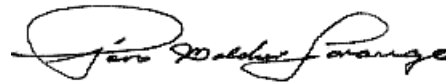
The WorldFengur project has been up and running in 20 years the year 2021. We can trace the history back to the year 1991, when Fengur, the original version was opened in Iceland. Then our exacting adventure began.

Now 29 years later we are still alive and well. All the FEIF countries participate in our studbook program and use WorldFengur almost daily in their studbook work. Today, 487.544 horses in 30 countries can be found in WorldFengur, there of 276.551 horses are alive. WorldFengur is today a fundamental tool for breeders of the Icelandic horse, vital project for our international cooperation and a key factor in reaching the breeding goal for the Icelandic horse breed.

However, the journey must go on. In next years it is important to continue to develop WorldFengur to be able to answer all the demands due to new technology and new challenges.

The 5th WorldFengur Conference was held in Berlin last year. The conference was a success and I like to thank the FEIF Registration Group (FRG) for a good preparation, and especially Kristín Halldórsdóttir, the chairman of FRG.

Reykjavík, January 28, 2019.



The board of WorldFengur 2016-2018. Jón Baldur Lorange, Director of WorldFengur, Gunnar Sturluson, president of FEIF, Inge Kringeland, FEIF breeding leader, and Þorvaldur Kristjánsson, national horse breeding advisor of Bændasamtök Íslands/RML.

The WorldFengur Team. Jón Baldur Lorange, Director of WorldFengur, Kristín Halldórsdóttir, the chairman of the FEIF Registration Group (FRG), Þorberg Þ. Þorbergsson, WorldFengur's main programmer and head of the IT department of Bændasamtök Íslands (the Farmers Association of Iceland), Hallveig Fróðadóttir, member of the FRG and international WF registrar at the FAIC, and Elsa Albertsdóttir, a researcher of animal breeding and genetics, working at the IT department of the FAIC. Finally, Kim Middel from Netherlands has always been an important member of the team and supported the WorldFengur Project in many ways.

II. Table of Contents

I.	WorldFengur at your Service	1
II.	Table of Contents	2
III.	Development in the year 2018.....	3
IV.	Number of horses	4
V.	Foals and breeding assessments	5
VI.	Horses exported from Iceland.....	6
VII.	WF subscribers	7
VIII.	Visits and visitors	10
IX.	WF registrars record (log)	11
X.	Account	13

III. Development in the year 2018

By Þorberg Þ Þorbergsson, programmer

Many major and minor tasks were developed in WorldFengur in the year 2018. We added a feature to register a location (a farm number) of a horse as a part of the basic information, a function to fill out an official annual report to the government on livestock and added a special herd book access free of charge to fulfill the obligations of the authorities (based on EU rules) on traceability and keeping herd-books. Now, two database systems are linked together, WorldFengur and the official government livestock program (Bústofn). This will simplify the process, especially for horse owners in Iceland. Now keepers of horses use WorldFengur for their livestock report, that send data to the national central database. Continued work was carried out on the installation of Landsmót videos along with work on the color project that was funded by Stofnverndarsjóður íslenska hestsins. My favorite horses feature was added to keep track of your favorite horses in WF. Landsmót 2018 were held in Víðidalur, Reykjavík, and WorldFengur was presenting a promotional booth on site. I visited Denmark and Norway in the year. Work visits are very important to gain a better understanding of different needs of studbook offices and how WorldFengur can be a service to all. At the same time, this strengthens our network, which is a very important part of all domestic and foreign relations. There was a lot of DNA data to import and analyze during the year from DNA labs that collaborate with WorldFengur. Analyzes on the pace gene increased and is expected to increase next years. Since May 25th, 2018 the GDPR (EU regulation 2016/679) has been in force. Everyone inside the EU will have to deal with it one way or another, WorldFengur too. The release of certain personal information was closed. Then it is always a lot of data output needed, for instance in connection with the ongoing work of releasing a new BLUP calculation.

IV. Number of horses

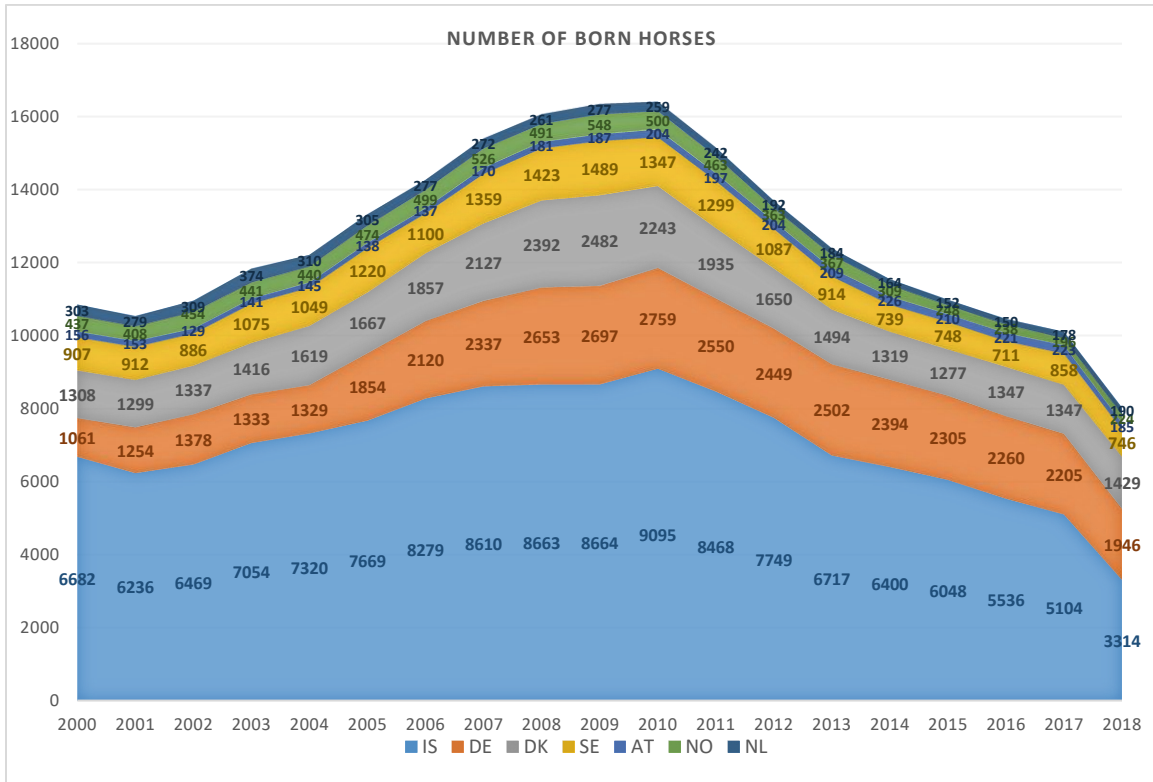


Figure 1: Number of foals from 2000. Shows top 7 countries. See data for all countries in Figure 2. Source: WF, 28.1.2019

Country	2010	2011	2012	2013	2014	2015	2016	2017	2018
IS	9095	8468	7749	6717	6400	6048	5536	5104	3314
DE	2759	2550	2449	2502	2394	2305	2260	2205	1946
DK	2243	1935	1650	1494	1319	1277	1347	1347	1429
SE	1347	1299	1087	914	739	748	711	858	746
AT	204	197	204	209	226	210	221	223	185
NO	500	463	363	367	309	248	238	196	224
NL	259	242	192	184	164	152	150	178	190
FI	137	121	109	106	86	91	85	92	7
CH	66	68	79	64	64	45	51	40	58
FR	89	110	79	78	60	76	56	27	0
US	106	90	75	80	51	53	40	58	26
BE	51	31	38	47	29	29	31	43	28
PL	17	17	22	28	20	21	25	35	0
CA	20	36	20	41	30	26	29	21	8
GB	34	18	19	12	2	5	11	9	9
SI	26	22	25	11	7	10	11	9	0
AU	18	22	22	19	10	16	17	32	10

LU	7	11	10	7	8	6	3	10	3
FO	8	4	4	2	2	3	2	0	0
NZ	13	16	9	10	10	5	8	9	0
IT	17	11	5	4	4	2	1	2	1
IE	0	0	0	0	0	0	1	0	0
HU	0	0	0	2	1	2	2	1	0
ES	0	0	0	0	0	0	1	0	0
EE	0	0	0	0	2	0	0	0	0
NN	0	0	0	0	0	0	0	0	0
CZ	0	0	0	0	0	0	0	0	0
LI	0	0	0	0	0	0	0	0	0
LT	0	0	0	0	0	0	0	0	0
RO	4	0	0	6	4	5	0	3	0
PT	0	0	0	0	0	0	0	0	0
SUM:	17020	15731	14210	12904	11941	11383	10837	10502	8184

Figure 2: The table shows registered foals 2010-2018 in all countries. Source: WF, 28.1.2019.

V. Foals and breeding assessments

Chart 1 shows the number of foals born and horses that were assessed in the years 2008-2018, based on registrations in WorldFengur in January 17, 2019. The chart shows total number of assessments and full assessments (not number of judged horses, as some horses are judged more than once each year). The number of full assessments is updated from last report, as it can be valuable to compare number of all assessment of breeding horses to full assessments.

Please notice: The number of registered foals born in 2018 is not comparable to those in previous years, as WF registrars have not yet finished all the registrations for that year in some countries. Our prediction is the number of foals born in 2018 will be around 11.000 in the end of the year. Please bear this in mind when you look at the number of foals born last year. If our prediction will be correct then we can see number of foals worldwide going slightly up again.

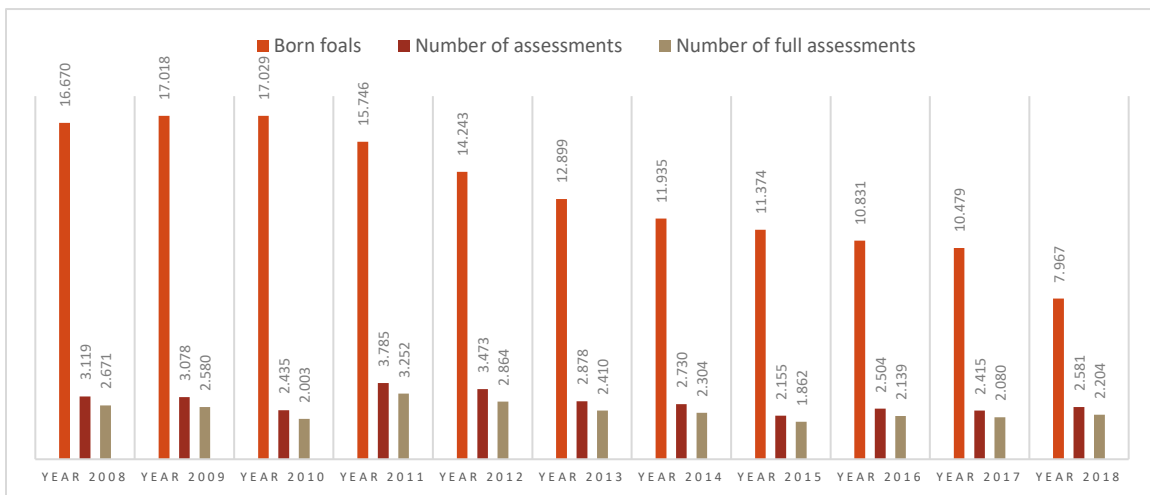


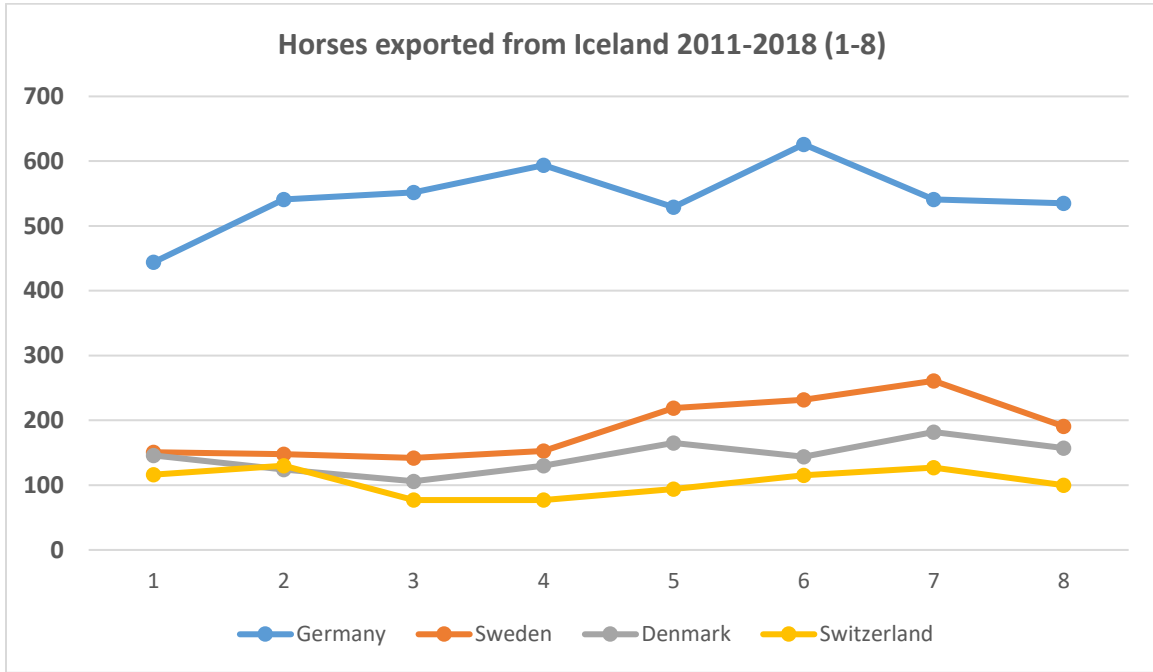
Chart 1. Number of foals and assessed horses in WorldFengur (source: WF, 17.1.2019).

VI. Horses exported from Iceland

1.351 horses were exported from Iceland in 2018, 134 fewer than the year before. The yearly average number exported from Iceland these years is 1.330 horses and the medium is 1.342. Most horses were exported from Iceland to Germany, or 41% of all exported horses. See the table 1.

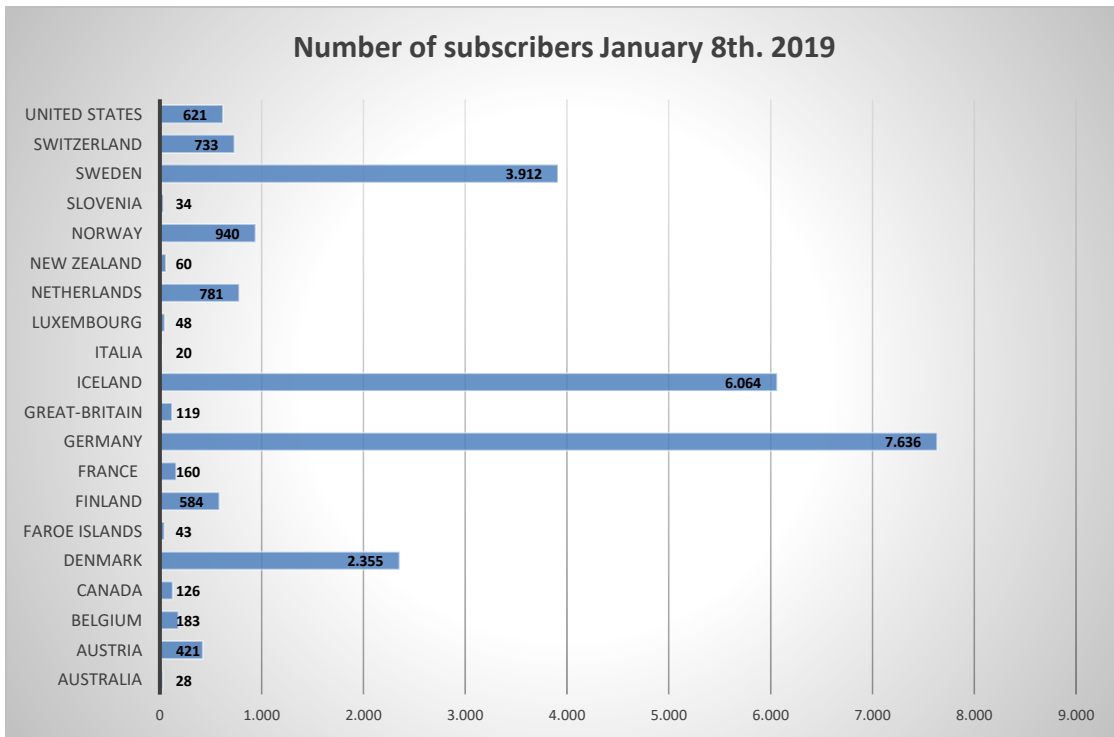
Table 1 shows number of exported horses from Iceland 2011 to 2018. The total number of horses these years is 10.644.

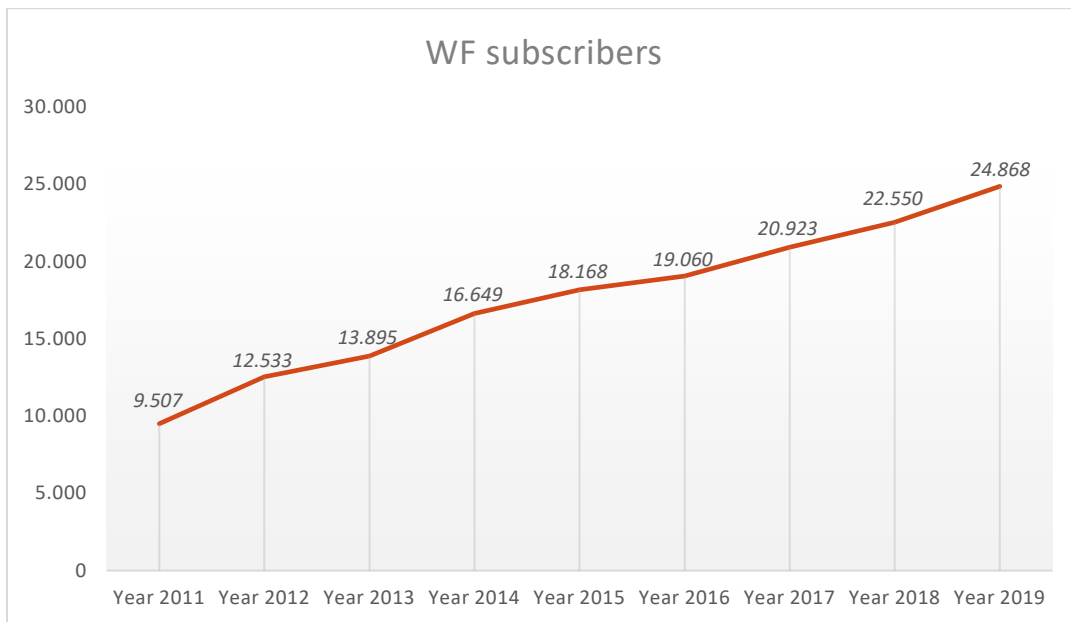
Country imported to	2011	2012	2013	2014	2015	2016	2017	2018	SUM	% total
SUM	1.136	1.333	1.236	1.269	1.360	1.474	1.485	1.351	10.644	
<i>Germany</i>	444	541	552	594	529	626	541	535	4.362	41,0%
<i>Sweden</i>	151	148	142	153	219	232	261	191	1.497	14,1%
<i>Denmark</i>	146	124	106	130	165	144	182	157	1.154	10,8%
<i>Switzerland</i>	116	130	77	77	94	115	127	100	836	7,9%
<i>Austria</i>	71	121	86	94	75	71	88	78	684	6,4%
<i>Netherlands</i>	25	48	33	45	44	62	67	53	377	3,5%
<i>United States</i>	15	40	37	23	39	35	52	48	289	2,7%
<i>Norway</i>	63	80	73	55	59	46	86	38	500	4,7%
<i>Finland</i>	49	26	40	31	50	40	11	33	280	2,6%
<i>France</i>	13	30	32	10	22	17	13	33	170	1,6%
<i>Slovenia</i>	6	3	8	6	5	1	2	23	54	0,5%
<i>Faroe Islands</i>	11	6	21	20	15	14	17	17	121	1,1%
<i>Belgium</i>	10	14	14	9	16	32	20	11	126	1,2%
<i>Canada</i>				2	3	1	0	9	15	0,1%
<i>Luxemburg</i>	0	0	4	0	1	7	5	7	24	0,2%
<i>Italy</i>	0	2	2	1	0	1	2	6	14	0,1%
<i>Great Britain</i>	15	17	3	10	10	24	9	5	93	0,9%
<i>Australia</i>				4		0	0	4	8	0,1%
<i>New Zealand</i>								2	2	0,0%
<i>Malta</i>								1	1	0,0%
<i>Spain</i>	1	3	0	1	0	1	0	0	6	0,1%
<i>Lichtenstein</i>	0	0	0	1	0	1	0	0	2	0,0%
<i>Philippines</i>	0	0	3	0	0	0	0	0	3	0,0%
<i>Greenland</i>			3		10	2	0	0	15	0,1%
<i>Ireland</i>					4	0	0	0	4	0,0%
<i>Poland</i>				3		0	0	0	3	0,0%
<i>Azerbaijan</i>						2	0	0	2	0,0%
<i>Hungary</i>							2	0	2	0,0%



VII. WF subscribers

Subscribers in Germany are now 7.636 compared to 6.064 subscribers in Iceland. Now we publish the number of subscribers in all horse associations in Iceland for the first time. Furthermore, number of active users is shown in the second column, i.e. users that have logged into WorldFengur last 9 months. Total number of subscribers increased last year from 22.550 to 24.868, or 10.3%.





Country	Number of registered users in WF	Number of active users in WF
Australia	28	14
Austria	421	396
Belgium	183	131
Canada	126	41
Denmark	2.355	2.128
Faroe Islands	43	38
Finland	584	516
France	160	80
Germany	7.636	6531
Great-Britain	119	91
Iceland	6.064	4.645
Italia	20	11
Luxembourg	48	29
Netherlands	781	593
New Zealand	60	37
Norway	940	869
Slovenia	34	21
Sweden	3.912	3.577
Switzerland	733	631
United States	621	437
SUM	24.868	20.816

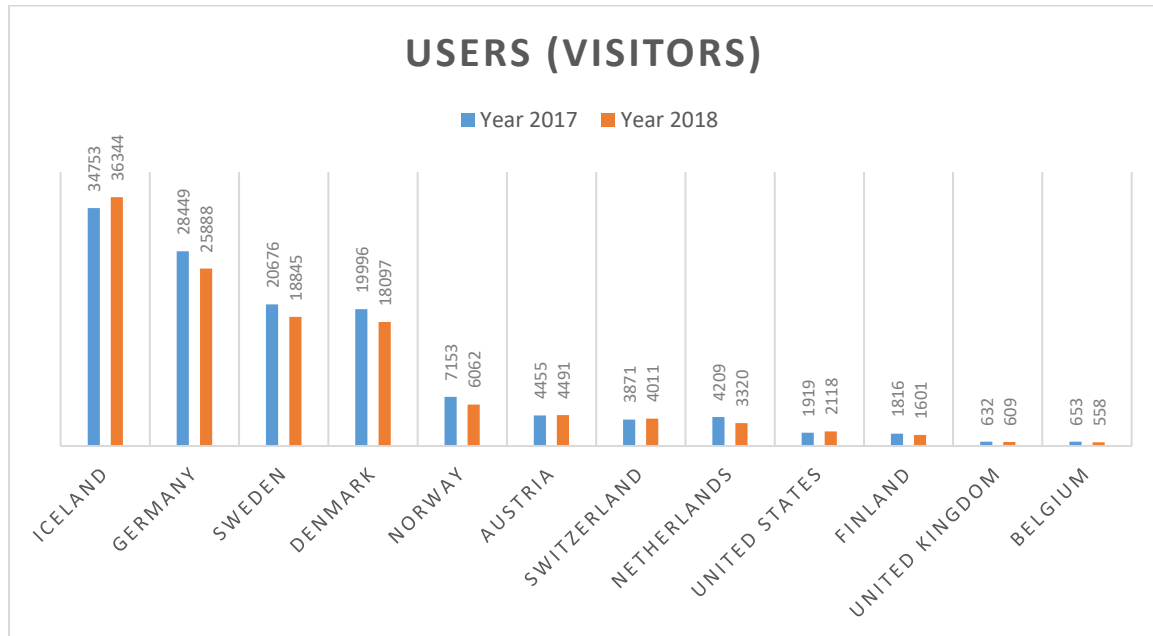
Horse associations in Iceland		
Landssamband hestamannafélaga		
<i>Adam</i>	53	35
<i>Blær</i>	55	35
<i>Borgfirðingur</i>	189	189
<i>Brimfaxi</i>	52	32
<i>Dreyri</i>	95	89
<i>Fákur</i>	923	642
<i>Feykir</i>	13	10
<i>Freyfaxi</i>	75	63
<i>Funi</i>	44	34
<i>Geisli</i>	25	13
<i>Geysir</i>	151	146
<i>Glaður</i>	98	73
<i>Glófaxi</i>	52	20
<i>Glæsir</i>	21	11
<i>Gnýfari</i>	8	6
<i>Grani</i>	61	32
<i>Háfeti</i>	56	42
<i>Hending</i>	49	7
<i>Hornfirðingur</i>	74	58
<i>Hringur</i>	84	67
<i>Hörður</i>	330	236
<i>Kópur</i>	25	25
<i>Léttir</i>	183	160
<i>Ljúfur</i>	68	44
<i>Logi</i>	118	61
<i>Máni</i>	132	107
<i>Neisti</i>	115	74
<i>Sindri</i>	35	33
<i>Skagfirðingur</i>	172	153
<i>Sleipnir</i>	288	255
<i>Smári</i>	186	126
<i>Snarfari</i>	25	15
<i>Snæfaxi</i>	76	22
<i>Snæfellingur</i>	136	120
<i>Sóti</i>	41	28
<i>Sprettur</i>	551	425
<i>Stormur</i>	30	5
<i>Sörli</i>	287	267
<i>Trausti</i>	61	41
<i>Þjálfí</i>	40	35
<i>Þráinn</i>	18	14

<i>Þytur</i>	105	94
Total members/users in LH	5.200	3.944
Félög hrossabænda		
<i>Hrossaræktarsamband Skagfirðinga</i>	113	101
<i>Hrossaræktarsamband A-Hún.</i>	101	94
<i>Hrossaræktarsamband Suðurlands</i>	379	299
<i>Hrossaræktarsamband V-Hún.</i>	66	47
<i>Hrossaræktarsamband Dalamanna</i>	1	1
<i>Hrossaræktarsamband Eyf. og Þing.</i>	84	72
<i>Hrossaræktarsamband Austurlands</i>	61	41
<i>Vesturlandsdeild Félags hrossabænda</i>	59	46
Total members/users in FH	864	701
Total member/users in Iceland	6.064	4.645

VIII. Visits and visitors



Table 2. Number of users in countries with most users. Total number of users decreased between 2017 and 2018 around 6%, or from 128.804 to 120.372. (source: Google Analytics)



IX. WF registrars record (log)

The table shows how many horses WF registrars have added/registered last year, 2018.

Name of registrar	CC	Number of registrations of horses
Halla Eygló Sveinsdóttir	IS	1713
Stambogsfører, Zanni Iben Biering	DK	1455
Anna Guðrún Grétarsdóttir	IS	1233
Victoria Jacobsson	SE	772
Kristín Halldórsdóttir	DE	765
Brynja Marvinsdóttir	IS	622
Pétur Halldórsson	IS	589
Sigríð Junkert	DE	426
Sigurður Kristjánsson	IS	398
Hallveig Fróðadóttir	IS	367
Nils-Ole Gilde	NO	334
Sigurlína Erla Magnúsdóttir	IS	325
Harpa Birgisdóttir	IS	282
Susanne Faltermeier	DE	253

Lena Johanna Reiher	DE	250
Swantje Renken	DE	244
Anja Daniels	DE	241
Simone Fiebelkorn	DE	225
Mw. Ettje Graafstra	NL	203
Ulrike Themessl	AT	176
Cindy Sailer	DE	166
Marika Moring	FI	132
Maria Andersson	SE	88
Ásta Bjarnadóttir-Covert	US	68
Kristján Óttar Eymundsson	IS	62
AU - IHAA, Icelandic Horse Association of Australia	AU	54
Böhlen Marlis	CH	54
Brigitte Schulz	AT	39
Elisabeth Saga	NO	35
Steinunn Anna Halldórsdóttir	IS	35
Michel Chantal	FR	34
Eyþór Einarsson	IS	32
Elisabeth Ohm	CA	31
Bonnez Lodewijk	BE	28
Mikaela Häggström	FI	24
Sigríður Ólafsdóttir	IS	21
Guðlaugur V Antonsson	IS	18
Jennie Boerema	NZ	16
Nataša Gorišek	SI	15
Mette Falconi	LU	13
Freija Glansdorp	GB	12
Heimir Gunnarsson	SE	12
Vignir Sigurðsson	IS	10
Þorvaldur Kristjánsson	IS	10
Svanhildur Hall	IS	9
Anna Lóa Sveinsdóttir	IS	8
Sigríður Björnsdóttir	IS	5
Landespfederzuchtverband Steiermark	AT	4
Barandun Barla	CH	4
Susanne Jelinski	AT	4
Ewald Schmid	IT	3
Eiríkur Loftsson	IS	3
Valdimar Jón Auðunsson	AT	3
Óðinn Örn Jóhannsson	IS	3
Registrator, Rita Geertz	DK	3
Þórður Pálsson	IS	1
Jón Baldur Lorange	IS	1
Elsa Albertsdóttir	IS	1
Gunnfríður Elín Hreiðarsdóttir	IS	1
Regin Johannessen	FO	1
Kristín Þórhallsdóttir	IS	1
Þorberg Þ. Þorbergsson	IS	1

X. Account

	EURO			
	Year 2017	Year 2018	Year 2017	Year 2018
	COSTS		INCOME	
SUBSCRIPTION FEE			80.173 €	73.617 €
BREEDING FEE (ICELAND)			9.672 €	9.678 €
ADVERTISEMENTS			6.371 €	10.639 €
GOVERNMENT SUPPORT			22.118 €	13.154 €
SOLD SERVICE				
WEB SERVICE (WS)			4.199 €	4.409 €
DEVELOPMENT & PROGRAMMING COSTS	84.534 €	81.623 €		
OFFICE COSTS	18.898 €	0 €		
TRAVEL AND MEETING COSTS	13.272 €	9.201 €		
REGISTRARS' COSTS	6.153 €	3.644 €		
HOSTING COSTS	7.531 €	2.823 €		
WEB SERVICE TO FEIF		4.118 €		
MISC. COSTS	3.244 €	130 €		
TOTAL SUM	133.632 €	101.539 €	122.533 €	111.498 €
OUTCOME				9.959 €